

# COMPARISON OF CHRISTIAN COLLEGES

Christian colleges are all committed to “Christ-centered higher education and to [helping] transform lives by faithfully relating scholarship and service to biblical truth” (mission statement for the Council for Christian Colleges & Universities). However, these schools vary greatly in *how* they fulfill this mission...making a student’s college experience substantially different from one campus to the next. The charts and information below are designed to show some of the philosophical and practical differences between 18 Christian colleges. The block letters below represent the 18 colleges included in this document. (This key is included at the bottom of each page; a more detailed key is provided at the end of this document.)

**KEY:** **A** Azusa Pacific University; **B** Biola University; **C** California Baptist University; **C** Calvin College;  
**I** Concordia University, Irvine; **C** Covenant College; **D** Dordt College; **F** Fresno Pacific University;  
**J** William Jessup University; **P** Point Loma Nazarene University; **P** Providence Christian College;  
**S** San Diego Christian College; **S** Seattle Pacific University; **M** The Master’s College;  
**T** Trinity Christian College; **V** Vanguard University; **W** Westmont College; **W** Wheaton College

The first eight ratings are based on information from the following websites: [www.collegeboard.com](http://www.collegeboard.com), [www.collegedata.com](http://www.collegedata.com). To provide a wider comparison, information is provided for 3 public universities: UC San Diego, Cal State San Marcos, and Palomar College.

## 1. SIZE OF SCHOOL

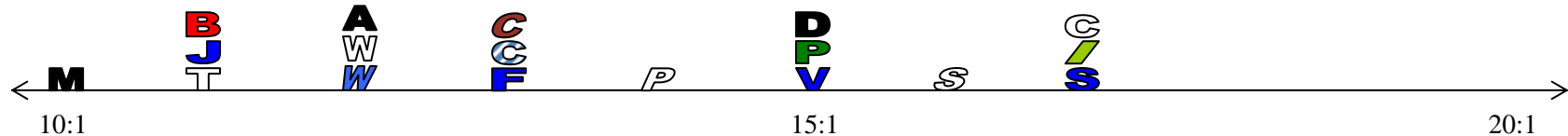
This chart shows the number of undergraduate students attending each school.



UCSD – 23,800; CSU San Marcos – 12,200; Palomar – 24,300

## 2. STUDENT-FACULTY RATIO

This chart shows the ratio of students to faculty members.



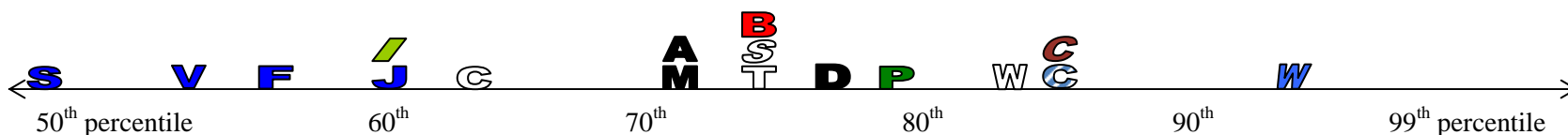
UCSD – 19:1; CSU San Marcos – 25:1; Palomar – 27:1

**A** Azusa Pacific   **B** Biola   **C** Cal Baptist   **C** Calvin   **/** Concordia   **C** Covenant   **D** Dordt   **F** Fresno Pacific   **J** William Jessup   **P** Point Loma  
**P** Providence Christian   **S** San Diego Christian   **S** Seattle Pacific   **M** Master's   **T** Trinity Christian   **V** Vanguard   **W** Westmont   **W** Wheaton

### 3. AVERAGE TEST SCORES (ACT/SAT)

This chart compares colleges on their average ACT/SAT scores. These are the **average percentile scores for students who were admitted and enrolled in these colleges** last year. (The percentile score indicates the approximate percentage of test-takers nationwide outscored by the college's average student.) While test scores do not tell you everything about a school's academics, they do give some idea of the academic quality of the school and its students.

*The average Calvin Christian High School graduate earns scores between the 75<sup>th</sup> and 80<sup>th</sup> percentiles.*



Not reported: Providence Christian  
 UCSD – 95<sup>th</sup> percentile; CSU San Marcos – 50<sup>th</sup> percentile; Palomar – N/A

### 4. PROFESSORS WITH TERMINAL DEGREE

This chart shows the percentage of full-time faculty with a terminal degree (usually a Ph.D.).

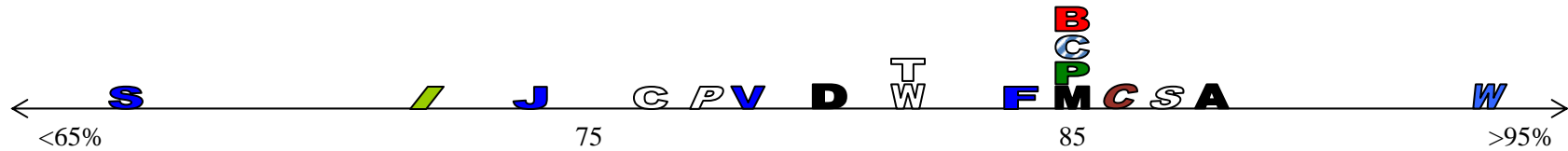


Not reported: Providence Christian  
 UCSD – 98%; CSU San Marcos – Not reported; Palomar – Not reported

**A** Azusa Pacific   **B** Biola   **C** Cal Baptist   **C** Calvin   **/** Concordia   **C** Covenant   **D** Dordt   **F** Fresno Pacific   **J** William Jessup   **P** Point Loma  
**/P** Providence Christian   **S** San Diego Christian   **S** Seattle Pacific   **M** Master's   **T** Trinity Christian   **V** Vanguard   **W** Westmont   **W** Wheaton

## 5. RETENTION RATE

Retention rates show the percentage of students who return for their sophomore year. This indicates how satisfied students are with their college choice.



UCSD – 94%; CSU San Marcos – 82%; Palomar – 73%; National average: 80%

## 6A. GRADUATION RATE – 4 YEARS

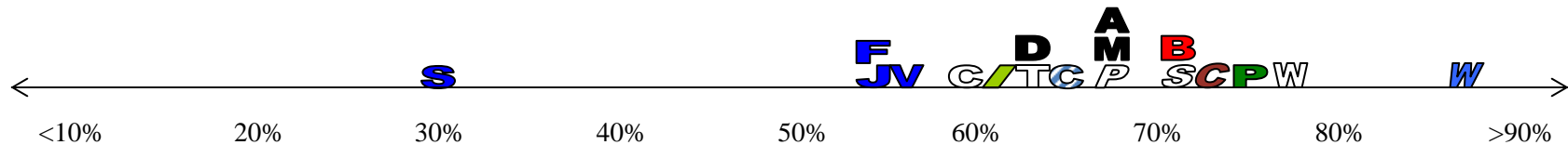
This chart shows the percentage of entering freshmen at each school who stay and complete a bachelor's degree there **within 4 years**.



UCSD – 57%; CSU San Marcos – 15%; Palomar – N/A  
Not reported: Providence Christian

## 6B. GRADUATION RATE – 6 YEARS

This chart shows the percentage of entering freshmen at each school who stay and complete a bachelor's degree there **within 6 years**.

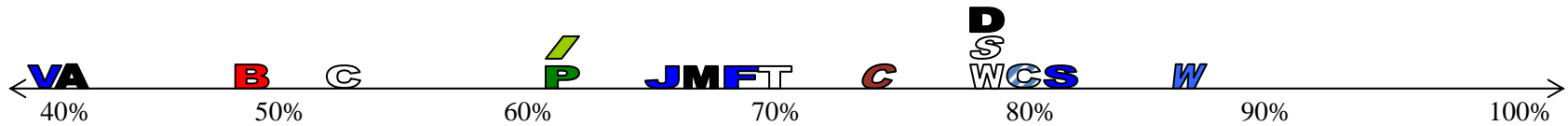


UCSD – 86%; CSU San Marcos – 53%; Palomar – N/A; National average: 60%

**A** Azusa Pacific   **B** Biola   **C** Cal Baptist   **C** Calvin   **/** Concordia   **C** Covenant   **D** Dordt   **F** Fresno Pacific   **J** William Jessup   **P** Point Loma  
**P** Providence Christian   **S** San Diego Christian   **S** Seattle Pacific   **M** Master's   **T** Trinity Christian   **V** Vanguard   **W** Westmont   **W** Wheaton

## 7. FINANCIAL NEED MET

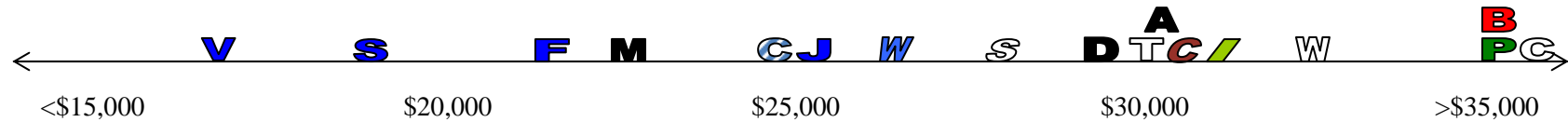
This chart shows the average percentage of need met for students who qualified for financial aid.



Not reported: Providence Christian, San Diego Christian  
 UCSD – 85%; CSU San Marcos – 56%; Palomar – Not reported

## 8. AVERAGE INDEBTEDNESS

This chart shows the average amount of debt students have when they graduate.



Not reported: Providence Christian  
 UCSD – \$21,660; CSU San Marcos – \$22,020; Palomar – Not reported

**A** Azusa Pacific   **B** Biola   **C** Cal Baptist   **C** Calvin   **/** Concordia   **C** Covenant   **D** Dordt   **F** Fresno Pacific   **J** William Jessup   **P** Point Loma  
**P** Providence Christian   **S** San Diego Christian   **S** Seattle Pacific   **M** Master's   **T** Trinity Christian   **V** Vanguard   **W** Westmont   **W** Wheaton

*The following ratings are based on information from college websites and admissions counselors as well as my (and other guidance counselors') observations. They are meant to give the reader a general picture of the schools. Because some of the information below is subjective, minor differences between schools and their exact order are not necessarily significant.*

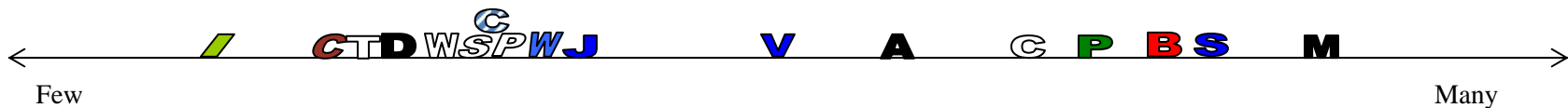
## 9. RULES

Christian colleges have very different philosophies regarding campus rules. Some set a lot of rules to help ensure a Christian environment on campus and to limit temptations for the students. Others limit rules believing students, as young adults, benefit from the freedom to start making their own responsible decisions within a supportive, Christian environment.

### **Student comments:**

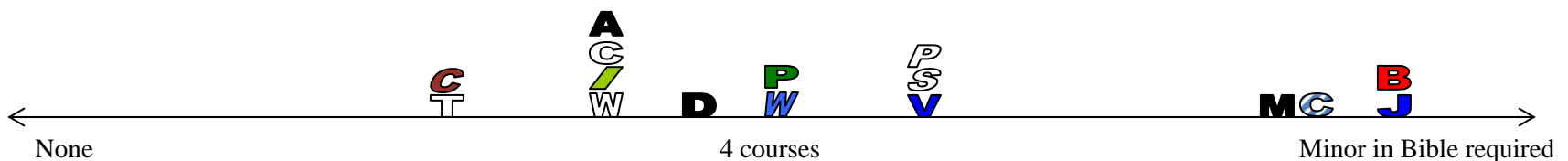
*"We obviously have some rules to protect everybody, but it's been important for me (at a college with few rules) to learn to make right decisions because they're right, not because I have to."*

*"[My college's] contract (with strict rules regarding on-campus and off-campus behavior) is so great, because it keeps students out of that extra distraction that could bring them down."*



## 10. BIBLE COURSES REQUIRED

This chart shows how many Bible or religion courses are required for graduation.



**A** Azusa Pacific   **B** Biola   **C** Cal Baptist   **C** Calvin   **/** Concordia   **C** Covenant   **D** Dordt   **F** Fresno Pacific   **J** William Jessup   **P** Point Loma  
**P** Providence Christian   **S** San Diego Christian   **S** Seattle Pacific   **M** Master's   **T** Trinity Christian   **V** Vanguard   **W** Westmont   **W** Wheaton

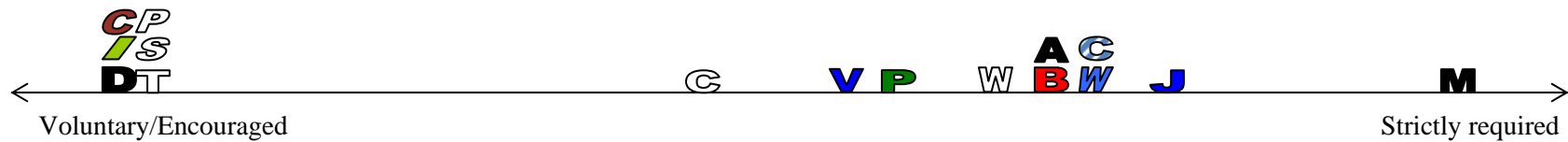
## 11. CHAPEL/CHURCH ATTENDANCE

All Christian colleges offer chapel services throughout the week. Some require students to attend almost all of these chapels (and even 1 or 2 church services) each week, while others are completely voluntary.

### Student comments:

*"I love that [my college] doesn't require chapel. People are there because they want to be, and it makes a huge difference."*

*"I'm glad that [my college] requires chapel. I probably wouldn't go near as much otherwise...and I'm always glad I went afterward."*



## 12. CHAPEL WORSHIP STYLE/Form

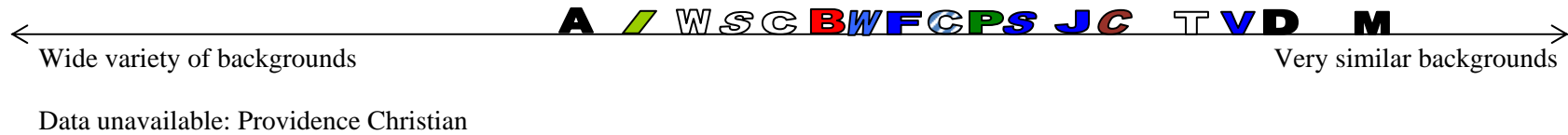


Data unavailable: Master's

**A** Azusa Pacific   **B** Biola   **C** Cal Baptist   **C** Calvin   **/** Concordia   **C** Covenant   **D** Dordt   **F** Fresno Pacific   **J** William Jessup   **P** Point Loma  
**P** Providence Christian   **S** San Diego Christian   **S** Seattle Pacific   **M** Master's   **T** Trinity Christian   **V** Vanguard   **W** Westmont   **W** Wheaton

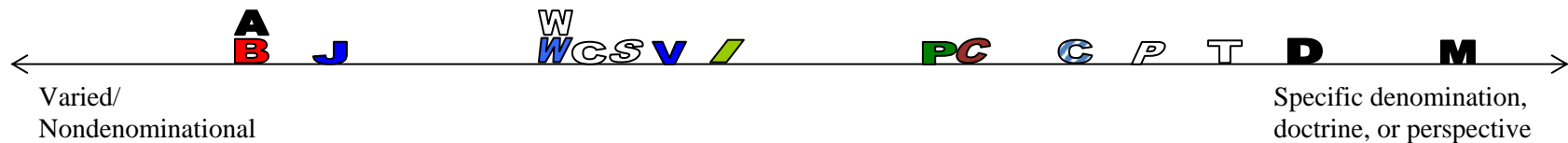
### 13. STUDENT DIVERSITY

This chart shows the degree to which the schools' students come from diverse or similar ethnicities, states, denominations, etc.




### 14. PROFESSORS

All of the colleges included in this document require professors to be Christians. Some require professors to be members of certain denominations and/or sign more detailed statements of faith, while others hire professors from a wider variety of denominations and Christian beliefs.



### 15. OUTSIDE SPEAKERS/PERFORMERS (for classes and special events, NOT chapels)

This chart shows who is invited on campus to speak in classes or at special events, to perform concerts, etc.



**A** Azusa Pacific   **B** Biola   **C** Cal Baptist   **C** Calvin   **/** Concordia   **C** Covenant   **D** Dordt   **F** Fresno Pacific   **J** William Jessup   **P** Point Loma  
**P** Providence Christian   **S** San Diego Christian   **S** Seattle Pacific   **M** Master's   **T** Trinity Christian   **V** Vanguard   **W** Westmont   **W** Wheaton



## **KEY (Includes location, denominational affiliation, and website)**

- A** Azusa Pacific University (Azusa, CA; Interdenominational; [www.apu.edu](http://www.apu.edu))
- B** Biola University (La Mirada, CA; Interdenominational; [www.biola.edu](http://www.biola.edu))
- C** California Baptist University (Riverside, CA; Southern Baptist Convention; [www.calbaptist.edu](http://www.calbaptist.edu))
- C** Calvin College (Grand Rapids, MI; Christian Reformed Church; [www.calvin.edu](http://www.calvin.edu))
- C** Concordia University – Irvine (Irvine, CA; Lutheran Church Missouri Synod; [www.cui.edu](http://www.cui.edu))
- C** Covenant College (Lookout Mountain, GA; Presbyterian Church of America; [www.covenant.edu](http://www.covenant.edu))
- D** Dordt College (Sioux Center, Iowa; Christian Reformed Church; [www.dordt.edu](http://www.dordt.edu))
- F** Fresno Pacific University (Fresno, CA; Mennonite Brethren Church; [www.fresno.edu](http://www.fresno.edu))
- J** William Jessup University (Rocklin, CA; Nondenominational; [www.jessup.edu](http://www.jessup.edu))
- P** Point Loma Nazarene University (Point Loma, CA; Church Of The Nazarene; [www.pointloma.edu](http://www.pointloma.edu))
- P** Providence Christian College (Pasadena, CA; Multi-denominational/Reformed; [www.providenceecc.net](http://www.providenceecc.net))
- S** San Diego Christian College (El Cajon, CA; Nondenominational; [www.sdcc.edu](http://www.sdcc.edu))
- S** Seattle Pacific College (Seattle, WA; Free Methodist Church of North America; [www.spu.edu](http://www.spu.edu))
- M** The Master’s College (Santa Clarita, CA; Independent Fundamental Churches of America; [www.masters.edu](http://www.masters.edu))
- T** Trinity Christian College (Palos Heights, IL; Reformed (unaffiliated); [www.trnty.edu](http://www.trnty.edu))
- V** Vanguard University (Costa Mesa, CA; Assemblies of God; [www.vanguard.edu](http://www.vanguard.edu))
- W** Westmont College (Santa Barbara, CA; Nondenominational; [www.westmont.edu](http://www.westmont.edu))
- W** Wheaton College (Wheaton, IL; Nondenominational; [www.wheaton.edu](http://www.wheaton.edu))