

COMPARISON OF CHRISTIAN COLLEGES

Christian colleges are all committed to “Christ-centered higher education and to [helping] transform lives by faithfully relating scholarship and service to biblical truth” (mission statement for the Council for Christian Colleges & Universities). However, these schools vary greatly in *how* they fulfill this mission...making a student’s college experience substantially different from one campus to the next.

The charts and information below are designed to show some of the philosophical and practical differences between 17 Christian colleges. The block letters below represent the 17 colleges included in this document. (This key is included at the bottom of each page; a more detailed key is provided at the end of this document.)

KEY: **A** Azusa Pacific University; **B** Biola University; **C** California Baptist University; **C** Calvin College;
/ Concordia University, Irvine; **D** Dordt College; **F** Fresno Pacific University; **J** William Jessup University;
P Point Loma Nazarene University; **P** Providence Christian College; **S** San Diego Christian College; **S** Seattle Pacific University;
M The Master’s College; **T** Trinity Christian College; **V** Vanguard University; **W** Westmont College; **W** Wheaton College

The first five ratings are based on information from the colleges themselves and from the following websites: www.collegeboard.com, www.collegedata.com. To provide a wider comparison, information is provided for 3 public universities: UC San Diego, Cal State San Marcos, and Palomar College. For other colleges' statistics, go to the websites listed above.

1. SIZE OF SCHOOL

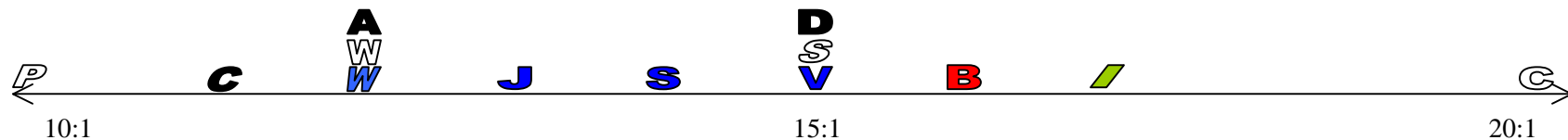
This chart shows the **number of full-time, undergraduate students** attending each school during the 2010-11 school year.



UCSD – 24,000; CSU San Marcos – 8,800; Palomar – 28,000

2. STUDENT-FACULTY RATIO

This chart shows the **ratio of students to faculty members** for the 2010-11 school year.



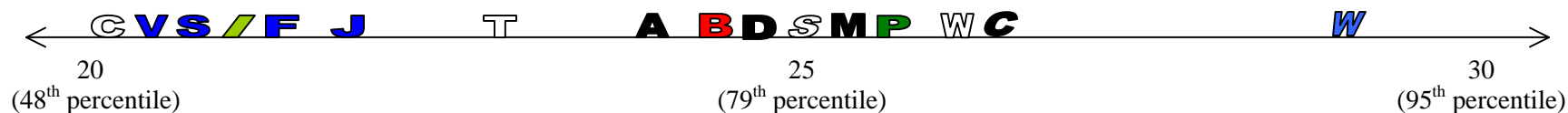
UCSD – 19:1; CSU San Marcos – 24:1; Palomar – 51:1

KEY: **A** Azusa Pacific **B** Biola **C** Cal Baptist **C** Calvin **/** Concordia **D** Dordt **F** Fresno Pacific **J** William Jessup **P** Point Loma
P Providence Christian **S** San Diego Christian **S** Seattle Pacific **M** Master's **T** Trinity Christian **V** Vanguard **W** Westmont **W** Wheaton

3. AVERAGE TEST SCORES

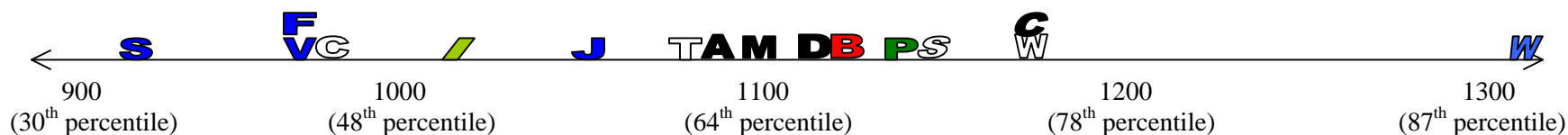
This chart compares colleges on their average ACT and SAT scores. These are the **average test scores for students accepted to the colleges** in 2010-11. (The percentile score in parentheses indicates the approximate percentage of students who scored below that mark.) While test scores do not tell you everything about a school's academics, they do give some idea of the academic quality of the school and its students.

ACT (Composite Score; Range: 1 - 36)



UCSD – 28; CSU San Marcos – 21; Palomar – N/A
 Not reported: Providence Christian

SAT (Critical Reading + Math Score; Range: 400 - 1600)



Not reported: Providence Christian
 UCSD – 1270; CSU San Marcos – 970; Palomar – N/A

4. RETENTION RATE

Retention rates show the **percentage of students who return for their sophomore year**. This indicates how satisfied students are with their college choice.

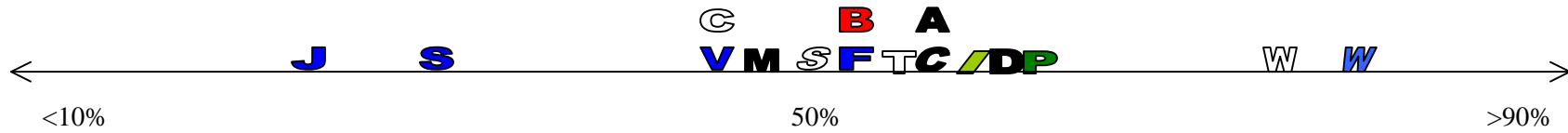


Not reported: Providence Christian
 UCSD – 96%; CSU San Marcos – 78%; Palomar – 46%

KEY: **A** Azusa Pacific **B** Biola **C** Cal Baptist **C** Calvin **/** Concordia **D** Dordt **F** Fresno Pacific **J** William Jessup **P** Point Loma
P Providence Christian **S** San Diego Christian **S** Seattle Pacific **M** Master's **T** Trinity Christian **V** Vanguard **W** Westmont **W** Wheaton

5A. GRADUATION RATE – 4 YEARS


This chart shows the percentage of entering freshmen at each school who stay and complete a bachelor’s degree there **within 4 years**.



UCSD – 56%; CSU San Marcos – 14%; Palomar – N/A
 Not reported: Providence Christian

5B. GRADUATION RATE – 6 YEARS

This chart shows the percentage of entering freshmen at each school who stay and complete a bachelor’s degree there **within 6 years**.

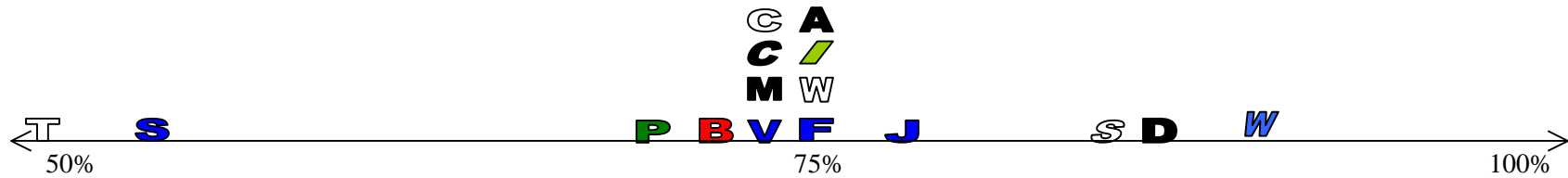


UCSD – 84%; CSU San Marcos – 46%; Palomar – N/A
 Not reported: Providence Christian

KEY: **A** Azusa Pacific **B** Biola **C** Cal Baptist **C** Calvin **/** Concordia **D** Dordt **F** Fresno Pacific **J** William Jessup **P** Point Loma
/P Providence Christian **S** San Diego Christian **S** Seattle Pacific **M** Master’s **T** Trinity Christian **V** Vanguard **W** Westmont **W** Wheaton

6. FINANCIAL NEED MET

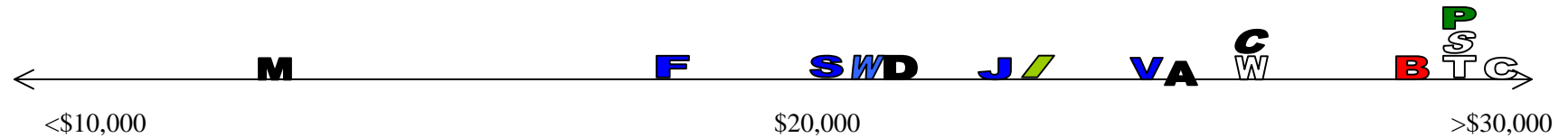
This chart shows the **percentage of need met** for students who qualified for financial aid in the 2010-11 school year.



UCSD – 85%; CSU San Marcos – 58%; Palomar – Not reported
 Not reported: Providence Christian

7. AVERAGE INDEBTEDNESS

This chart shows the **average amount of debt** students have when they graduate.



UCSD – \$18,000; CSU San Marcos – \$13,000; Palomar – Not reported
 Not reported: Providence Christian

KEY: **A** Azusa Pacific **B** Biola **C** Cal Baptist **C** Calvin **/** Concordia **D** Dordt **F** Fresno Pacific **J** William Jessup **P** Point Loma
P Providence Christian **S** San Diego Christian **S** Seattle Pacific **M** Master's **T** Trinity Christian **V** Vanguard **W** Westmont **W** Wheaton

The following ratings are based on information from college websites and admissions counselors as well as my (and other guidance counselors') observations. They are meant to give the reader a general picture of the schools. Because some of the information below is subjective, minor differences between schools and their exact order are not necessarily significant.

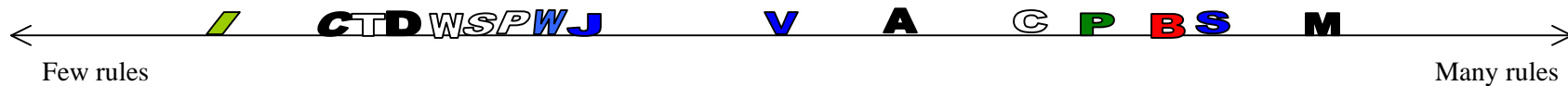
8. RULES

Christian colleges have very different philosophies regarding campus rules. Some set a lot of rules to help ensure a Christian environment on campus and to limit temptations for the students. Others limit rules believing students, as young adults, benefit from the freedom to start making their own responsible decisions within a supportive, Christian environment.

Student comments:

"We obviously have some rules to protect everybody, but it's been important for me (at a college with few rules) to learn to make right decisions because they're right, not because I have to."

"[My college's] contract (with strict rules regarding on-campus and off-campus behavior) is so great, because it keeps students out of that extra distraction that could bring them down."



KEY: **A** Azusa Pacific **B** Biola **C** Cal Baptist **C** Calvin **/** Concordia **D** Dordt **F** Fresno Pacific **J** William Jessup **P** Point Loma
P Providence Christian **S** San Diego Christian **S** Seattle Pacific **M** Master's **T** Trinity Christian **V** Vanguard **W** Westmont **W** Wheaton

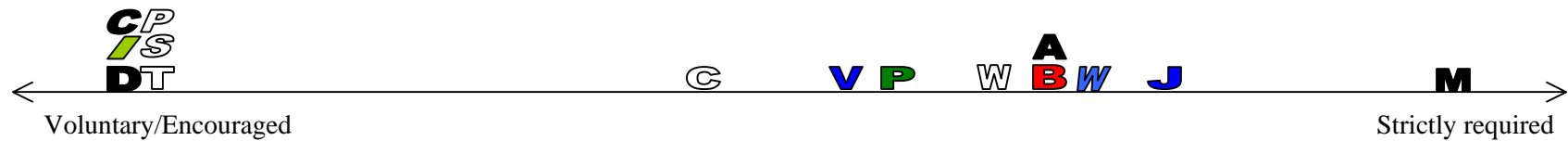
9. CHAPEL/CHURCH ATTENDANCE

All Christian colleges offer chapel services throughout the week. Some require students to attend almost all of these chapels (and even 1 or 2 church services) each week, while others are completely voluntary (though encouraged).

Student comments:

"I love that [my college] doesn't require chapel. People are there because they want to be, and it makes a huge difference."

"I'm glad that [my college] requires chapel. I probably wouldn't go near as much otherwise...and I'm always glad I went afterward."



10. CHAPEL WORSHIP STYLE/Form

This chart shows the typical style of worship practiced in chapels.

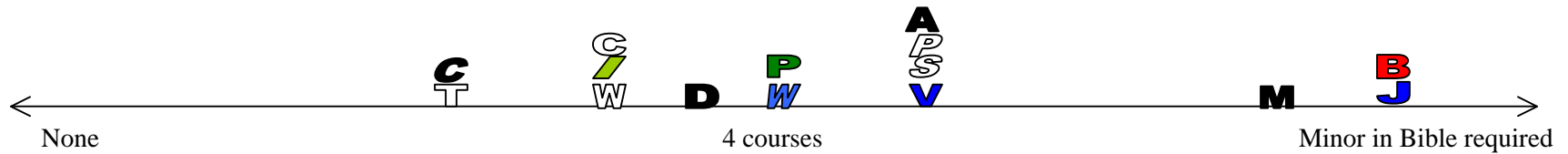


Data unavailable: Master's

KEY: **A** Azusa Pacific **B** Biola **C** Cal Baptist **C** Calvin **C** Concordia **D** Dordt **F** Fresno Pacific **J** William Jessup **P** Point Loma
P Providence Christian **S** San Diego Christian **S** Seattle Pacific **M** Master's **T** Trinity Christian **V** Vanguard **W** Westmont **W** Wheaton

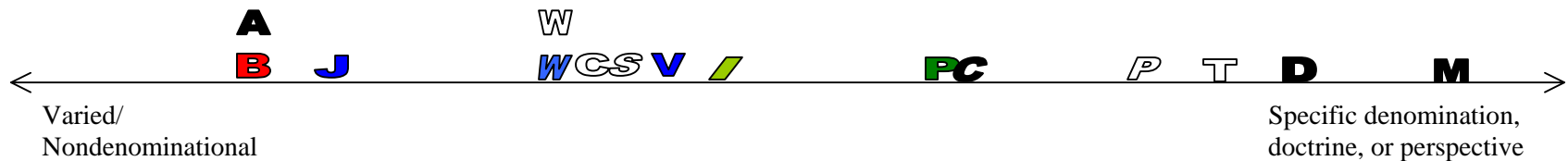
11. BIBLE COURSES REQUIRED

This chart shows the **number of Bible course required for graduation.**



12. BIBLE COURSES

All of the colleges included in this document require professors to be Christians. Some require professors to be members of certain denominations and/or sign more detailed statements of faith, while others hire professors from a wider variety of denominations and Christian beliefs. This chart shows the **extent to which the Bible courses are taught from the college's denominational or doctrinal perspective.**



KEY: **A** Azusa Pacific **B** Biola **C** Cal Baptist **C** Calvin **/** Concordia **D** Dordt **F** Fresno Pacific **J** William Jessup **P** Point Loma
P Providence Christian **S** San Diego Christian **S** Seattle Pacific **M** Master's **T** Trinity Christian **V** Vanguard **W** Westmont **W** Wheaton

13. STUDENT DIVERSITY

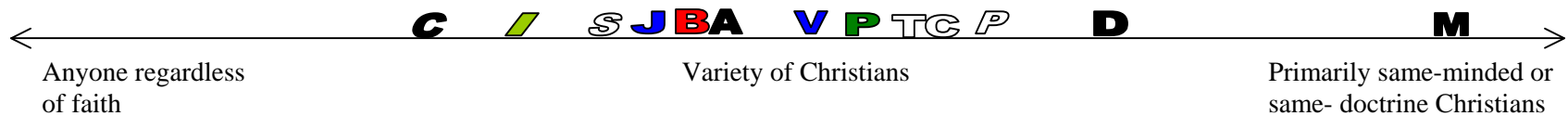
This chart shows the degree to which the schools' students come from diverse or similar backgrounds (i.e. ethnicities, states, denominations, etc.)



Data unavailable: Providence Christian

14. OUTSIDE SPEAKERS (for classes and special events, NOT chapels)

All of the schools included in this document require professors and chapel speakers to be professing and active Christians. The schools differ, however, in their policies toward speakers and performers invited on campus for special events and guest lectures. Some schools choose to invite only Christians who fit in with the school's beliefs and philosophies (to enhance the school's teaching in various areas), while others include a variety of guests including non-Christians (to challenge and to stimulate students' thinking within a Christian environment).



KEY: **A** Azusa Pacific **B** Biola **C** Cal Baptist **C** Calvin **/** Concordia **D** Dordt **F** Fresno Pacific **J** William Jessup **P** Point Loma
P Providence Christian **S** San Diego Christian **S** Seattle Pacific **M** Master's **T** Trinity Christian **V** Vanguard **W** Westmont **W** Wheaton

KEY (Includes location, denominational affiliation, and website)

- A** Azusa Pacific University (Azusa, CA; Interdenominational; www.apu.edu)
- B** Biola University (La Mirada, CA; Interdenominational; www.biola.edu)
- C** California Baptist University (Riverside, CA; Southern Baptist Convention; www.calbaptist.edu)
- C** Calvin College (Grand Rapids, MI; Christian Reformed Church; www.calvin.edu)
- C** Concordia University – Irvine (Irvine, CA; Lutheran Church Missouri Synod; www.cui.edu)
- D** Dordt College (Sioux Center, Iowa; Christian Reformed Church; www.dordt.edu)
- F** Fresno Pacific University (Fresno, CA; Mennonite Brethren Church; www.fresno.edu)
- J** William Jessup University (Rocklin, CA; Nondenominational; www.jessup.edu)
- P** Point Loma Nazarene University (Point Loma, CA; Church Of The Nazarene; www.pointloma.edu)
- P** Providence Christian College (Pasadena, CA; Multi-denominational/Reformed; www.providenceecc.net)
- S** San Diego Christian College (El Cajon, CA; Nondenominational; www.sdcc.edu)
- S** Seattle Pacific College (Seattle, WA; Free Methodist Church of North America; www.spu.edu)
- M** The Master's College (Santa Clarita, CA; Independent Fundamental Churches of America; www.masters.edu)
- T** Trinity Christian College (Palos Heights, IL; Reformed (unaffiliated); www.trnty.edu)
- V** Vanguard University (Costa Mesa, CA; Assemblies of God; www.vanguard.edu)
- W** Westmont College (Santa Barbara, CA; Nondenominational; www.westmont.edu)
- W** Wheaton College (Wheaton, IL; Nondenominational; www.wheaton.edu)